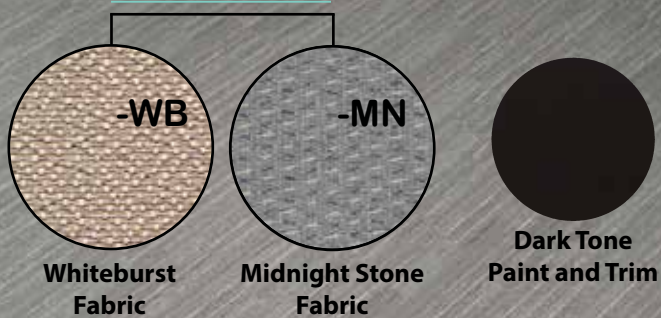


cube it.



Ultra2 Panels



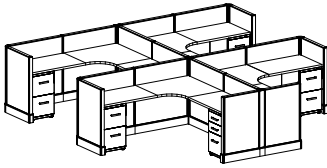
**In Stock
&
Ready to
Ship!**

Ultra2 Panel System

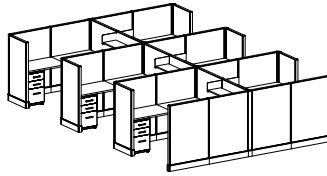
Ultra2 Panels. OEM Compatible. Ultra2 Systems offers fabric and glass panels in varying heights with a 6" raceway to meet electrical and data needs. There are multiple work surfaces, components and accessories. Ultra2 is the ideal combination of value and performance. The possibilities are endless! Ultra2 provides you with the flexibility to design your space to meet your needs – from cluster-working environments, to private offices – you can design Ultra2 to work for you. Utilizing low panel height you can create a teaming environment, or integrate high panels to create a more private configuration. Ultra2 has two distinctive, in-stock fabrics and 6 options for work surfaces. Let Ultra2 be your in-stock solution for your office space.

FREE SPACE PLANNING IS AVAILABLE.

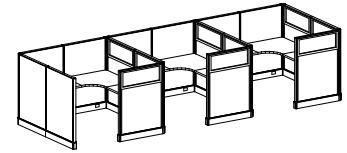
Ultra2 Panel System | Typical



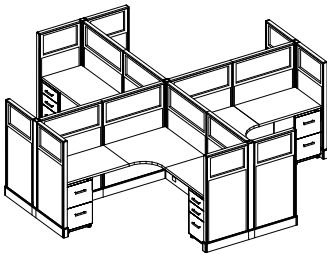
OFD-U2-39N-6X6C-4
39"H 4-Pod Workstation
 6'x6'
 NON-POWERED Workstations,
 includes a BBF and FF Pedestal
 per Station
List \$30,348
List per Station \$7,587



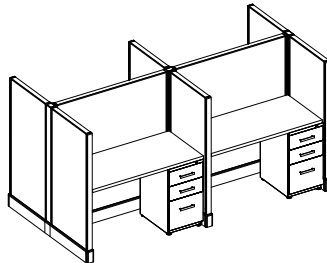
OFD-U2-53E-6X6C-6
53"H 6-Pod Workstation
 6'x6'
 POWERED Workstations,
 includes a BBF, FF, and 36"
 Half-shelf per Station
List \$54,340
List per Station \$9,057



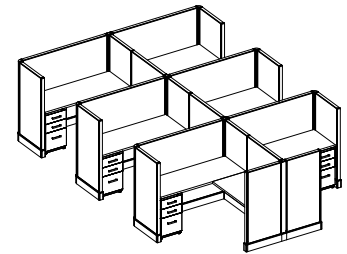
OFD-U2-53GPE-6X6C-3
53"H 3-Pod Workstation
 6'x6'
 POWERED Workstations,
 includes Partial-Glazed Panels,
 and a BBF Pedestal per Station
List \$32,643
List per Station \$10,881



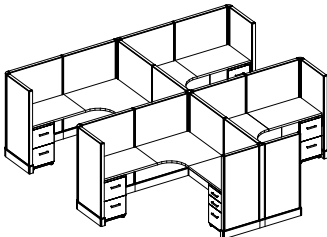
OFD-U2-53GPE-6X6C-4
53"H 4-Pod Workstation
 6'x6'
 POWERED Workstations,
 includes Partial-Glazed Panels,
 BBF and FF Pedestal per Station
List \$38,528
List per Station \$9,632



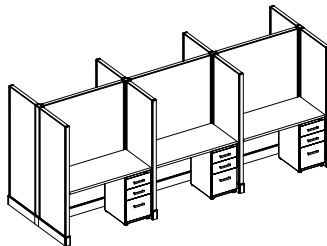
OFD-U2-53N-4X2TMD-4
53"H 4-Pod Workstation
 4'x2'
 NON-POWERED Workstations,
 includes a BBF Pedestal
 per Station
List \$14,136
List per Station \$3,534



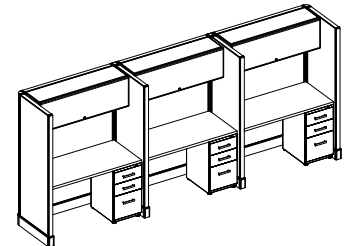
OFD-U2-53N-5X5S-6
53"H 6-Pod Workstation
 5'x5'
 NON-POWERED Workstations,
 includes a BBF Pedestal
 per Station
List \$34,665
List per Station \$5,778



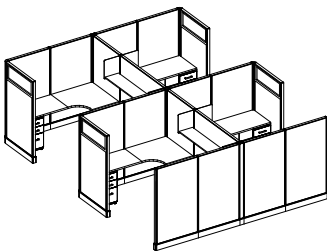
OFD-U2-53N-6X6C-4
53"H 4-Pod Workstation
 6'x6'
 NON-POWERED Workstations,
 includes a BBF and FF Pedestal
 per Station
List \$32,032
List per Station \$8,008



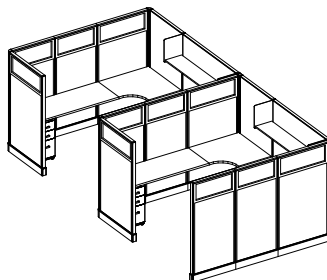
OFD-U2-67E-4X2TMD-6
67"H 6-Pod Workstation
 4'x2'
 POWERED Workstations,
 includes a BBF Pedestal
 per Station
List \$23,807
List per Station \$3,968



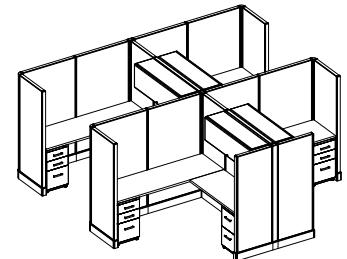
OFD-U2-67E-4X2TMS-3
67"H 3-Pod Workstation
 4'x2'
 POWERED Workstations,
 includes a BBF and 48" Flipper
 Door Unit per Station
List \$17,765
List per Station \$5,922



OFD-U2-67GPN-6X8C-4
67"H 4-Pod Workstation
 6'x8'
 NON-POWERED Workstations,
 includes Partial-Glazed Panels, BBF,
 FF, and 60" Full-shelf per Station
List \$43,930
List per Station \$10,983

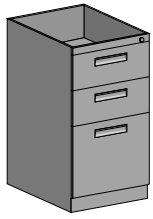


OFD-U2-67GPN-8X8C-2
67"H 2-Pod Workstation
 8'x8'
 NON-POWERED Workstations,
 includes Partial-Glazed Panels, BBF,
 Lateral File, and 60" Full-shelf per Station
List \$33,362
List per Station \$16,681

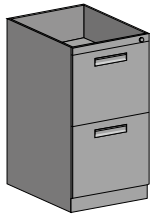


OFD-U2-67N-6X6S-4
67"H 4-Pod Workstation
 6'x6'
 NON-POWERED Workstations,
 includes a BBF, FF, and
 48" Flipper Door Unit per Station
List \$37,296
List per Station \$9,324

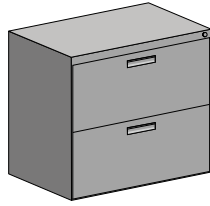
Ultra2 Panel System | Parts



OFD-BBF
Pedestal Box/Box/File
27.5"Hx15"Wx20"D
List \$950



OFD-FF
Pedestal File/File
27.5"Hx15"Wx20"D
List \$950



OFD-LAT30
Lateral File Pedestal
27.5"Hx30"Wx20"D
List \$2,150



OFD-PFDU-24
24"W Painted
Flipper Door Unit
List \$671



OFD-PFDU-30
30"W Painted
Flipper Door Unit
List \$719



OFD-PFDU-36
36"W Painted
Flipper Door Unit
List \$796



OFD-PFDU-48
48"W Painted
Flipper Door Unit
List \$889



OFD-PFDU-60
60"W Painted
Flipper Door Unit
List \$983

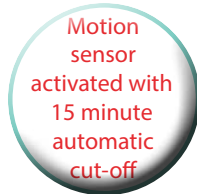
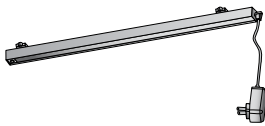
OFD-PEDFB
File Bar for Side to Side
Filing on Pedestal
List \$36

OFD-LATFB
File Bar for Front to Back
Filing on Lateral File
List \$38



- OFD-HALFSHELF24 - 24" "B" Style Shelf, Half Height End PanelsList \$268
- OFD-HALFSHELF30 - 30" "B" Style Shelf, Half Height End Panels.....List \$291
- OFD-HALFSHELF36 - 36" "B" Style Shelf, Half Height End PanelsList \$316
- OFD-HALFSHELF48 - 48" "B" Style Shelf, Half Height End PanelsList \$353
- OFD-HALFSHELF60 - 60" "B" Style Shelf, Half Height End PanelsList \$390

- OFD-SHELF24 - 24" "B" Style Shelf, Full Height End Panels.....List \$313
- OFD-SHELF30 - 30" "B" Style Shelf, Full Height End Panels.....List \$336
- OFD-SHELF36 - 36" "B" Style Shelf, Full Height End PanelsList \$361
- OFD-SHELF48 - 48" "B" Style Shelf, Full Height End PanelsList \$398
- OFD-SHELF60 - 60" "B" Style Shelf, Full Height End PanelsList \$435



- OFD-LED.20 - Task Light for Overhead/Shelf List \$389
- OFD-LED.38 - Task Light for Overhead/Shelf List \$441
- OFD-WM- Wire Manager for Task Lights List \$33

- OFD-RECP4-1 - Circuit 1 (A)..... List \$55
- OFD-RECP4-2 - Circuit 2 (B)..... List \$55
- OFD-RECP4-3 - Circuit 3 (C)..... List \$55
- OFD-RECP4-4 - Circuit 4 (D dedicated) List \$55



- OFD-FTDPP - Data Plate - Black..... List \$72

- OFD-PASS23 - 23" Pass-Through CableList \$138

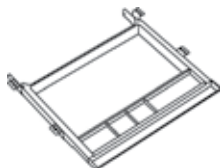


- OFD-START39 - Wall Start for 39" Panel... List \$98
- OFD-START53 - Wall Start for 53" Panel... List \$98
- OFD-START67 - Wall Start for 67" Panel... List \$101

- OFD-STRIP60 - Wall Strip - 60"List \$127
- OFD-STRIP72 - Wall Strip - 72"List \$136



OFD-DCL
Dual Column Leg
Support
List \$298
Additional Work Surface
Support Leg, Black
27¾"Hx18"D



OFD-300DR - Center Drawer
List \$174



- OFD-Pole-39E - Power Pole to Connect to a 39" High Panel .. List \$1,088
- OFD-Pole-53E - Power Pole to Connect to a 53" High Panel .. List \$1,088
- OFD-Pole-67E - Power Pole to Connect to a 67" High Panel .. List \$1,088

- OFD-Pole-39N - Data Pole to Connect to a 39" High Panel..... List \$493
- OFD-Pole-53N - Data Pole to Connect to a 53" High Panel..... List \$493
- OFD-Pole-67N - Data Pole to Connect to a 67" High Panel..... List \$493

- OFD-BPF - Base Power Feed..... List \$550

Ultra2 Panel System | Parts



Non-Power Panels

- OFD-3924N - Fabric Panel - Empty Raceway List \$607
- OFD-3930N - Fabric Panel - Empty Raceway List \$666
- OFD-3936N - Fabric Panel - Empty Raceway List \$749
- OFD-3948N - Fabric Panel - Empty Raceway List \$827

- OFD-5324N - Fabric Panel - Empty Raceway List \$655
- OFD-5330N - Fabric Panel - Empty Raceway List \$744
- OFD-5336N - Fabric Panel - Empty Raceway List \$818
- OFD-5348N - Fabric Panel - Empty Raceway List \$994
- OFD-5360N - Fabric Panel - Empty Raceway List \$1,203

- OFD-6724N - Fabric Panel - Empty Raceway List \$759
- OFD-6730N - Fabric Panel - Empty Raceway List \$855
- OFD-6736N - Fabric Panel - Empty Raceway List \$987
- OFD-6748N - Fabric Panel - Empty Raceway List \$1,115
- OFD-6760N - Fabric Panel - Empty Raceway List \$1,337

- OFD-5324GPN - Partial Glazed Fabric Panel - Empty Raceway List \$992
- OFD-5330GPN - Partial Glazed Fabric Panel - Empty Raceway List \$1,085
- OFD-5336GPN - Partial Glazed Fabric Panel - Empty Raceway List \$1,304
- OFD-5348GPN - Partial Glazed Fabric Panel - Empty Raceway List \$1,498

- OFD-6724GPN - Partial Glazed Fabric Panel - Empty Raceway List \$1,098
- OFD-6730GPN - Partial Glazed Fabric Panel - Empty Raceway List \$1,194
- OFD-6736GPN - Partial Glazed Fabric Panel - Empty Raceway List \$1,418
- OFD-6748GPN - Partial Glazed Fabric Panel - Empty Raceway List \$1,736

Corner Work Surfaces



- OFD-2436WSCC - Curved Corner Work Surface 24"x36" List \$873

Rectangle Work Surfaces



- OFD-2424WS - Work Surface Rectangle 24"x24" List \$411
- OFD-2430WS - Work Surface Rectangle 24"x30" List \$481
- OFD-2436WS - Work Surface Rectangle 24"x36" List \$499
- OFD-2448WS - Work Surface Rectangle 24"x48" List \$649
- OFD-2460WS - Work Surface Rectangle 24"x60" List \$808
- OFD-2472WS - Work Surface Rectangle 24"x72" List \$931

ULTRA2



Power Panels

- OFD-3924E - Fabric Panel - Electric Raceway List \$859
- OFD-3930E - Fabric Panel - Electric Raceway List \$918
- OFD-3936E - Fabric Panel - Electric Raceway List \$1,001
- OFD-3948E - Fabric Panel - Electric Raceway List \$1,078

- OFD-5324E - Fabric Panel - Electric Raceway List \$905
- OFD-5330E - Fabric Panel - Electric Raceway List \$999
- OFD-5336E - Fabric Panel - Electric Raceway List \$1,122
- OFD-5348E - Fabric Panel - Electric Raceway List \$1,248
- OFD-5360E - Fabric Panel - Electric Raceway List \$1,412

- OFD-6724E - Fabric Panel - Electric Raceway List \$1,008
- OFD-6730E - Fabric Panel - Electric Raceway List \$1,106
- OFD-6736E - Fabric Panel - Electric Raceway List \$1,236
- OFD-6748E - Fabric Panel - Electric Raceway List \$1,367
- OFD-6760E - Fabric Panel - Electric Raceway List \$1,581

- OFD-5324GPE - Partial-Glazed Fabric Panel - Electric Raceway List \$1,246
- OFD-5330GPE - Partial-Glazed Fabric Panel - Electric Raceway List \$1,336
- OFD-5336GPE - Partial-Glazed Fabric Panel - Electric Raceway List \$1,556
- OFD-5348GPE - Partial-Glazed Fabric Panel - Electric Raceway List \$1,751

- OFD-6724GPE - Partial-Glazed Fabric Panel - Electric Raceway List \$1,347
- OFD-6730GPE - Partial-Glazed Fabric Panel - Electric Raceway List \$1,446
- OFD-6736GPE - Partial-Glazed Fabric Panel - Electric Raceway List \$1,673
- OFD-6748GPE - Partial-Glazed Fabric Panel - Electric Raceway List \$1,872



Draw Rods

- OFD-DR39 - Draw Rod for 39" 2 Way Connection 180° List \$41
- OFD-DR53 - Draw Rod for 53" 2 Way Connection 180° List \$42
- OFD-DR67 - Draw Rod for 67" 2 Way Connection 180° List \$42

Connectors

- OFD-2W39 - 2 Way 39" Connector 90° List \$233
- OFD-2W53 - 2 Way 53" Connector 90° List \$282
- OFD-2W67 - 2 Way 67" Connector 90° List \$308

- OFD-3W39 - 3 Way 39" Connector 90° List \$274
- OFD-3W53 - 3 Way 53" Connector 90° List \$342
- OFD-3W67 - 3 Way 67" Connector 90° List \$400
- OFD-3W12053 - 3 Way 53" Connector 120° List \$405

- OFD-4W39 - 4 Way 39" Connector 90° List \$266
- OFD-4W53 - 4 Way 53" Connector 90° List \$340
- OFD-4W67 - 4 Way 67" Connector 90° List \$450

Finished End Trim

- OFD-FE39 - Finished End Trim for 39" Panel List \$107
- OFD-FE53 - Finished End Trim for 53" Panel List \$133
- OFD-FE67 - Finished End Trim for 67" Panel List \$148
- OFD-FECHANGE - Finished End Trim Change of Height Panel List \$43

Ultra2 | Specifications

Thermofused Laminate Tops

Ultra2 Laminates are selected from premium grade laminates. The Ultra2 Collection is offered in 6 Laminate Finishes. Light Gray, Brushed Nickel, *Brite White, *Burnt Strand, *Sarum Twill, and *Walnut Block, all with coordinating edge bands. Tops are 1-1/8" thick and feature a profiled 3mm edge on all four sides. Tops are installed with pins and buttons.

**Grommets are included for all work surfaces except Light Gray and Brushed Nickel*

Fabric: WB - Whiteburst, MN - Midnight Stone,

Paint: DT - Dark Tone

Trim: DT - Dark Tone

(All prices in this price list for the work surfaces include the work surface top, 1 pair of mounting cantilevers, pins and buttons to secure work surfaces, and 1 mending bracket. Corner work surfaces include above plus additional corner bracket, grommet and cover. All items above will be listed on your acknowledgement, itemized under each part number.

Pedestals - 20" Deep, BBF and FF style, with locks - "B" Style Fronts

Locks

All pedestals, lateral pedestals, and overheads come standard with lock. All units are keyed random. Requests for different keying can be accommodated, and must be specified.



Optional **W001-W050**

Lock core and keys

List \$25

Panels

Panels are 2" thick, fabric covered on both sides and feature a steel frame, with a painted aluminum top cap. Each panel comes standard with leveling glides and 2 raceway covers. Electric panels come standard with the wiring harness installed, 2 raceway covers with notched receptacle openings and covers, and a panel-to-panel electric connector. (Order receptacles separately) All items above will be listed on your acknowledgement itemized under each part number.

A pass through cable must be ordered separately when connecting power through a 3-way or 4-way connector.

All Power is UL Listed



Contact us for info on Special Order Laminates

Ultra2 | In-Stock Finishes



Burnt Strand Laminate*




Sarum Twill Laminate*




Brite White Laminate*




Dark Gray Edge Band



Dark Gray Edge Band



White Edge Band



Light Gray Laminate



Brushed Nickel Laminate




Walnut Block Laminate*




Dark Tone Edge Band




Dark Tone Edge Band



Dark Brown Edge Band



Midnight Stone Fabric



Whiteburst Fabric



Dark Tone Paint and Trim